

**INTER-AMERICAN DRUG ABUSE
CONTROL COMMISSION**
XXXVII regular session

Inter-American Observatory
on Drugs (OID)
**Overview of Drug Use in the
Hemisphere: Future Challenges**



Santo Domingo, April 2005

Introduction

- n** *The Anti-drug Strategy in the Hemisphere, approved in 1996, states that:*

“Demand remains a powerful driving force for the production of and traffic in drugs. Every member of the global community has the responsibility to address the issue of demand and to reduce its incentive.”

OID-CICAD / OAS

Introduction

- n *National drug strategies of several countries set the goal of:*

“Reducing drug use by x% in x years”

OID-CICAD / OAS

Reducing drug use

What does it mean?

What does it imply?

- n *Basically, 3 things:*

- ∅ *To know where we are*
- ∅ *To do something about it*
- ∅ *To know what happened*

OID-CICAD / OAS

Reducing drug use

- n *Know where we are*
 - ø (1) *Diagnosis*
- n *Do something about it*
 - ø (2) *Intervention*
- n *Know what happened*
 - ø (3) *Evaluation*

OID-CICAD / OAS

(1) Diagnosis

- n *Evaluate magnitude of drug use – establish baseline*
 - ø *Simple epidemiological studies: Prevalence*
- n *Study and detect risk factors and protection factors*
 - ø *More complex epidemiological studies*

OID-CICAD / OAS

(2) Intervention

n Objective:

- ∅ Diminish risk factors
- ∅ Reinforce protective factors

n Prevention programs for different target populations:

- ∅ Schools
- ∅ Universities
- ∅ Workplace community
- ∅ General Population
- ∅ Other...

OID-CICAD / OAS

(3) Evaluation

n Prevalence studies:

- ∅ Evaluate magnitude of drug use after intervention
- ∅ Evaluate risk factors
- ∅ Evaluate protective factors

OID-CICAD / OAS

CURRENT SITUATION: A GLOBAL OVERVIEW



Current world situation

Drug Use Estimates. Last year prevalences, 2001-2003						
	All drugas	Cannabis	Anpheta- mines	Ectasy	Cocaine	Opiates
Millions of persons	185	146,2	29,6	8,3	13,3	15,2
% of population	3,0%	2,3%	0,5%	0,1%	0,2%	0,2%
% of pop. 15-64 yrs.	4,7%	3,7%	0,7%	0,2%	0,3%	0,4%

Source: UNODC 2004 Report

OID-CICAD / OAS

Current situation Global trends in drug abuse

- n *According to the UNODC report, drug consumption keeps growing, but losing impulse*
- n *Cannabis use is spreading*
- n *Amphetamine-type stimulants*

OID-CICAD / OAS

CURRENT SITUATION: A HEMISPHERIC OVERVIEW

Current situation OID/CICAD role in assistance on Research

- n *The OID/CICAD delivers technical and financial assistance for research on drug use*
- n *Cooperates with countries in conducting this research*
- n *Work with and for the country*
- n *Has standardized methodologies for research in the countries*

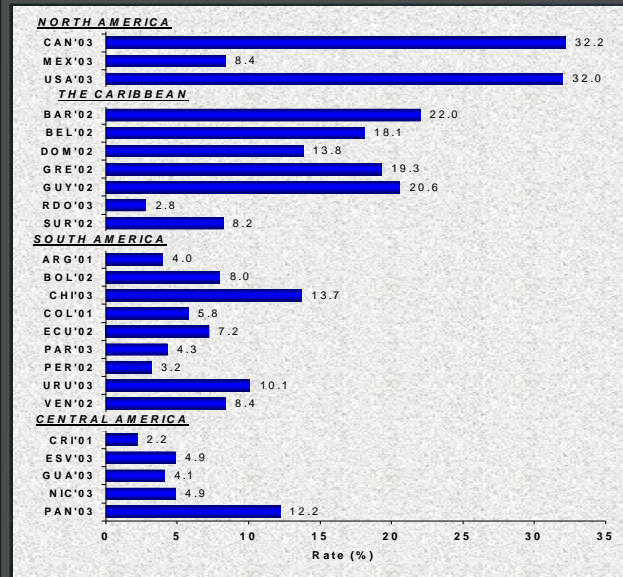
OID-CICAD / OAS

Current situation Projects assisted by OID/CICAD 2003-2005

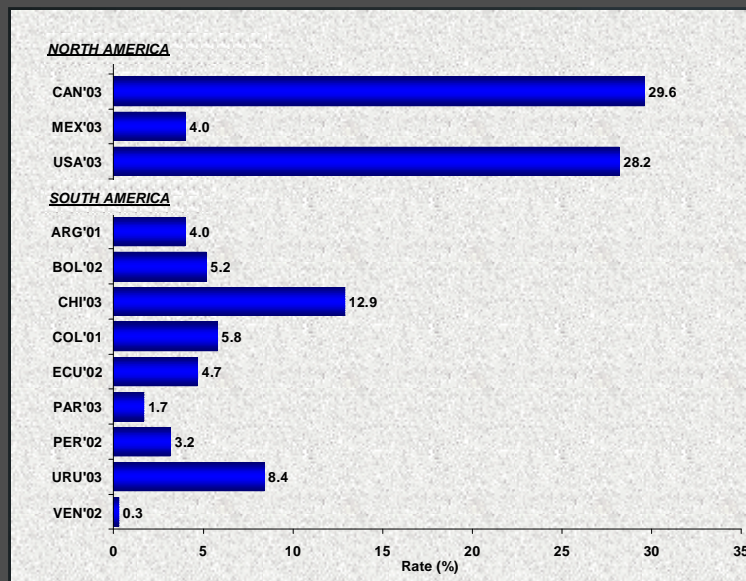
Type of Survey	2003 (18)	2004 (14)	2005 (17)
High school	8	8	6
General Pop.	2	3	3
Treatment	2	2	1
Emergency Rooms	3	0	1
Public Sector	2	0	1
Other assistance	1	1	5
CICAD contribution	\$614K	\$681K	\$450K

OID-CICAD / OAS

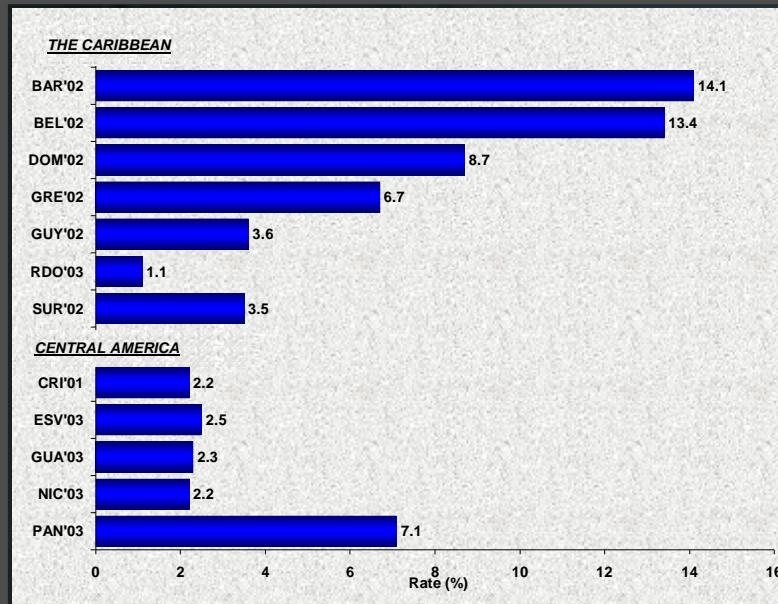
Last year Prevalence of any drug, School Surveys



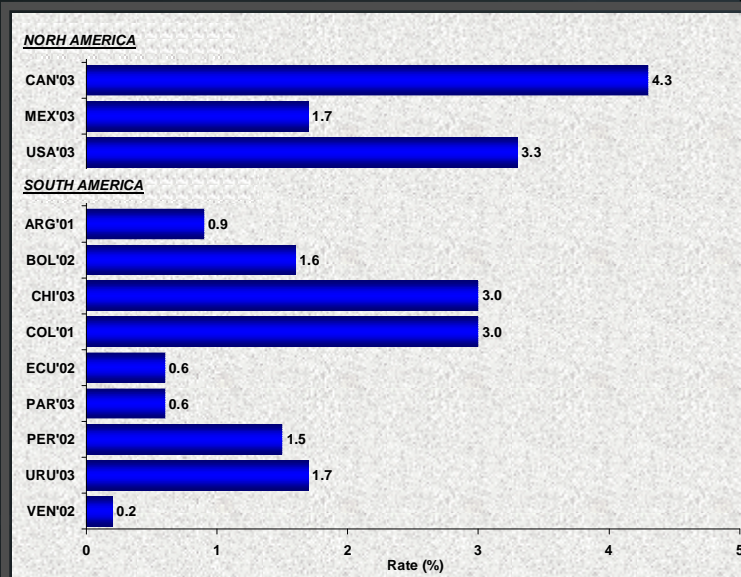
Last year Prevalence of Cannabis North and South Am.- School Svys.



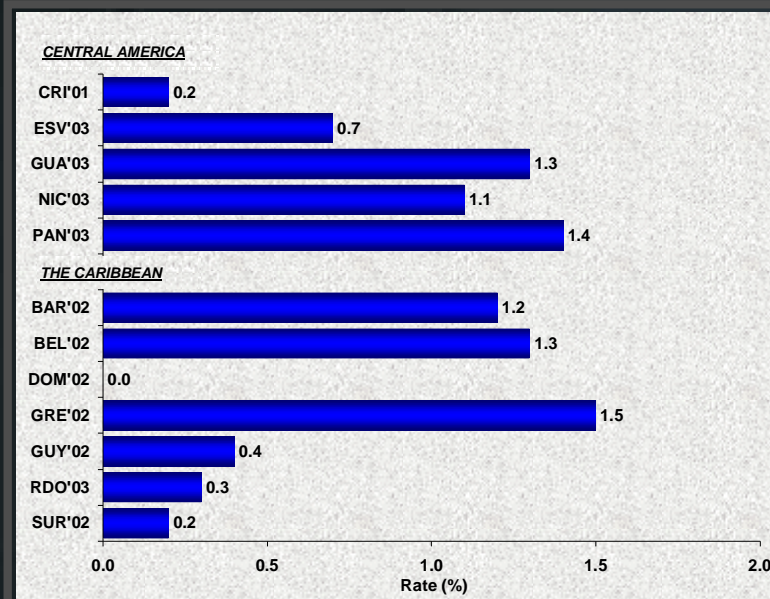
Last year Prevalence of Cannabis Central-Am. and The Caribbean - School Svys.



Last year Prevalence of Cocaine North and South Am.- School Svy.



Last year Prevalence of Cocaine Central Am. and The Caribbean - School Svys.

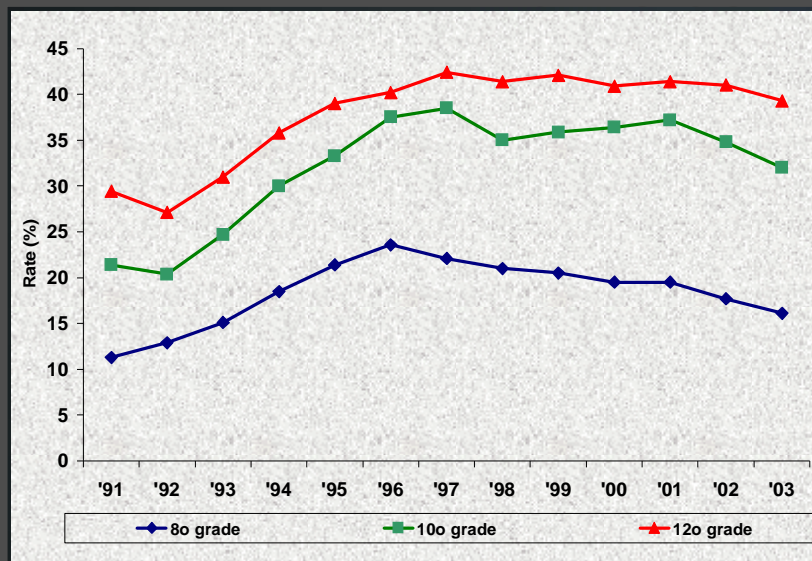


Trends

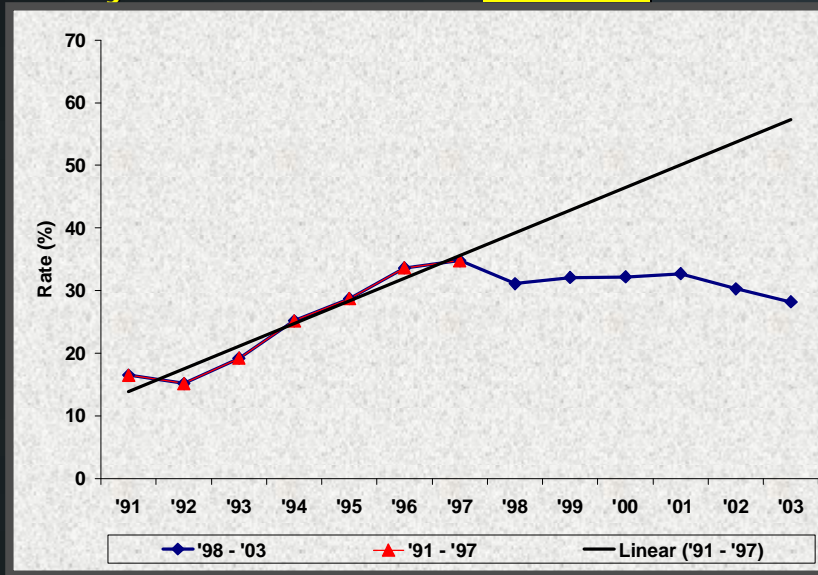
- n *Monitoring of drug use must be ongoing*
- n *Under-reporting: what is important is the trend*
- n *Trends allow for a medium-term evaluation of intervention programs*

OID-CICAD / OAS

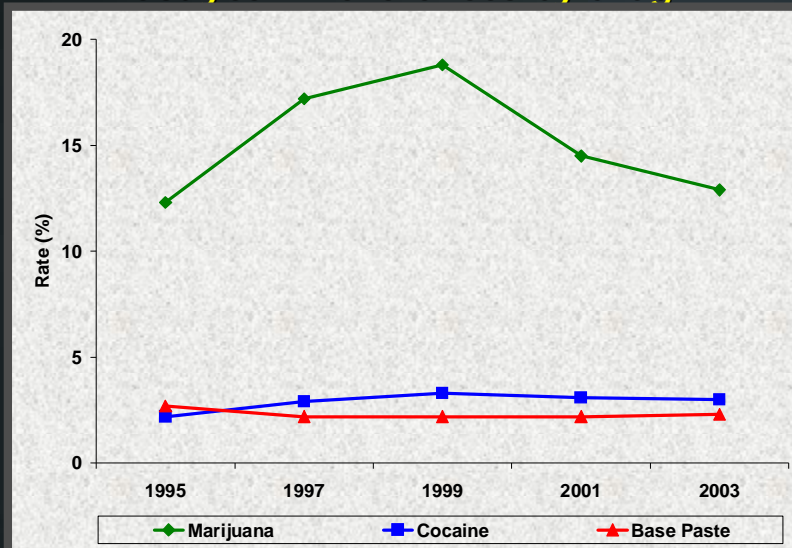
USA School Survey: Last year Prevalences of any drug by grade



USA School Survey: Last year Prevalences of cannabis for 10th

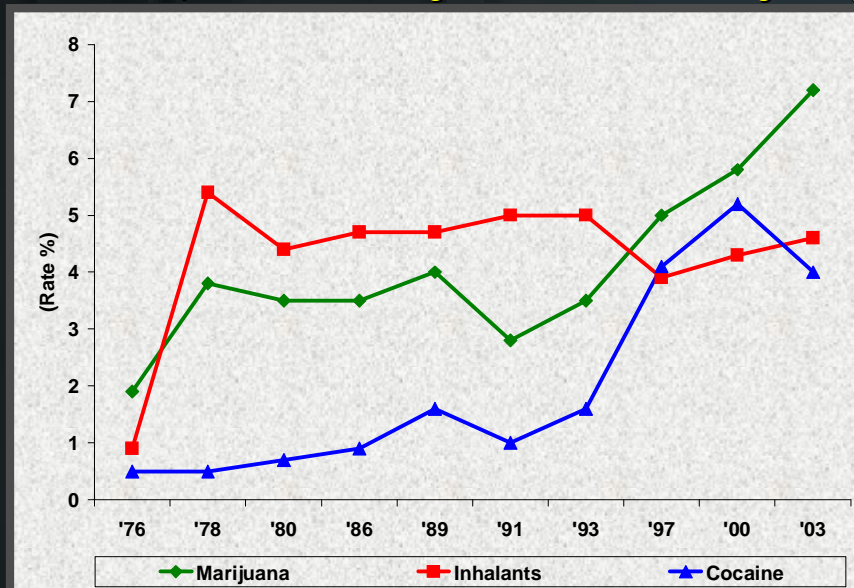


Chile School Survey: Last year Prevalences by drug

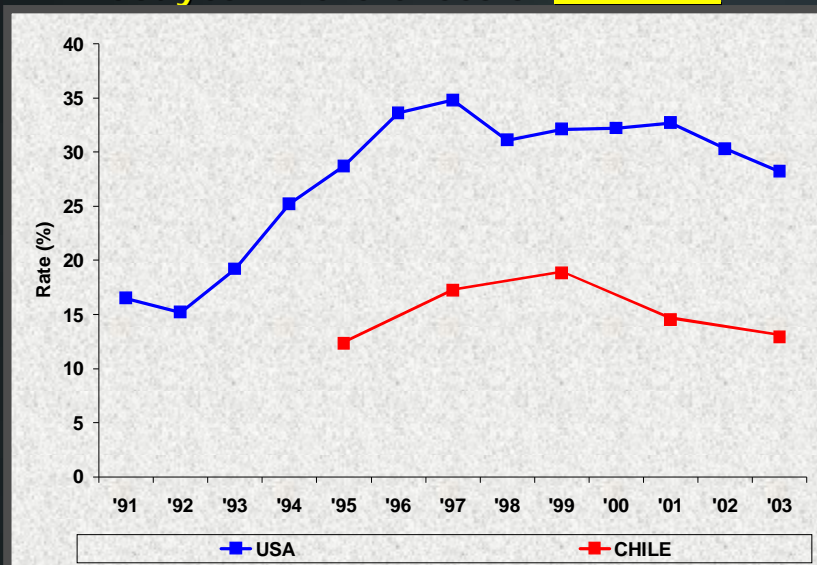


Source: CONACE, Fifth National study on Drugs – Chile School Survey, 2003

High School and Universities Survey México, D.F. - Last year Prevalences by drug



USA-Chile School Surveys: Last year Prevalences of cannabis



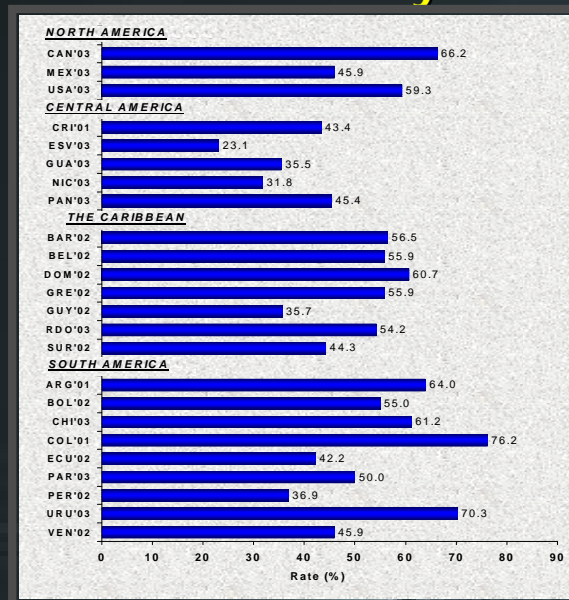
**ALCOHOL
AND
DRUGS**

Alcohol and Drugs

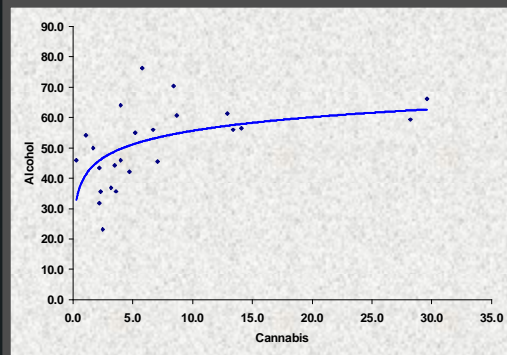
- n Alcohol is the substance most consumed in all the countries
- n It is responsible for a large proportion of accidents and deaths, and for demand for treatment

OID-CICAD / OAS

Last year Prevalence of Alcohol School Surveys

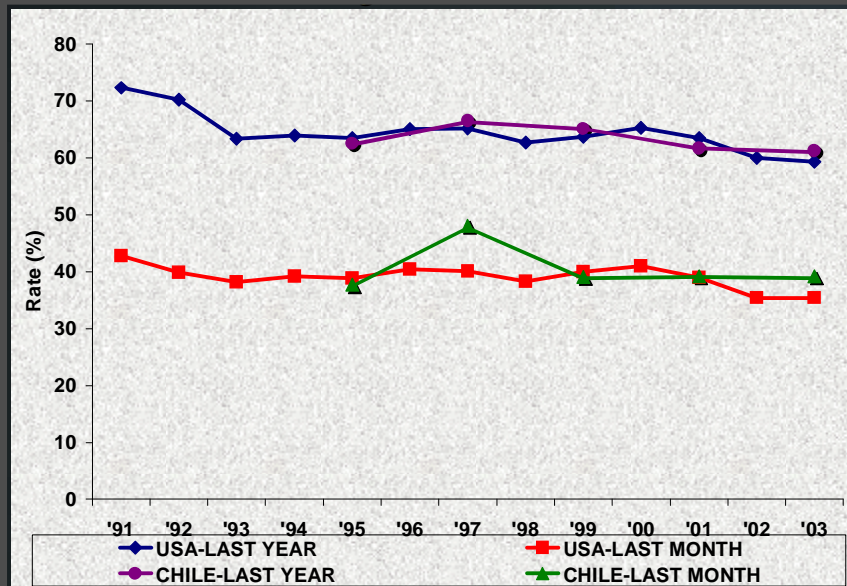


Last year Prevalence of Alcohol and Cannabis in 24 countries – School Svys.

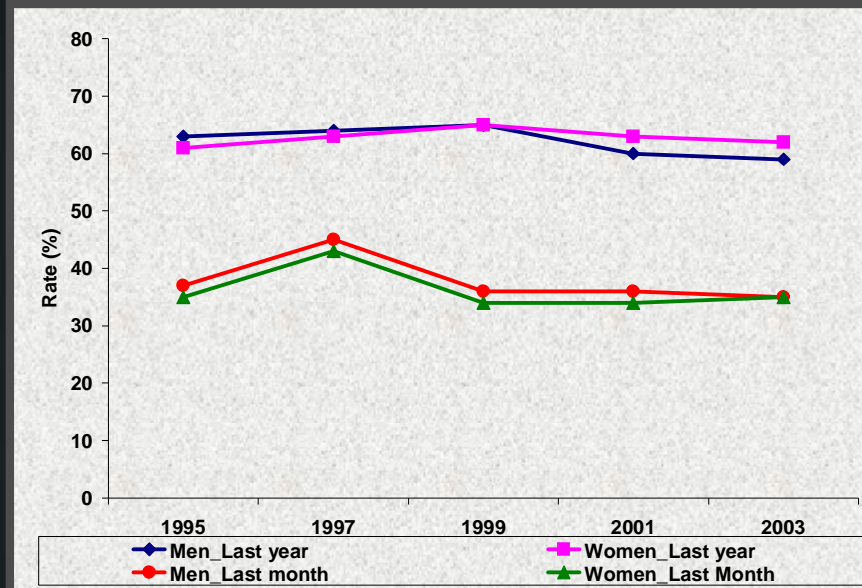


	High Marijuana	Low Marijuana
High Alcohol	10	2
Low Alcohol	2	10

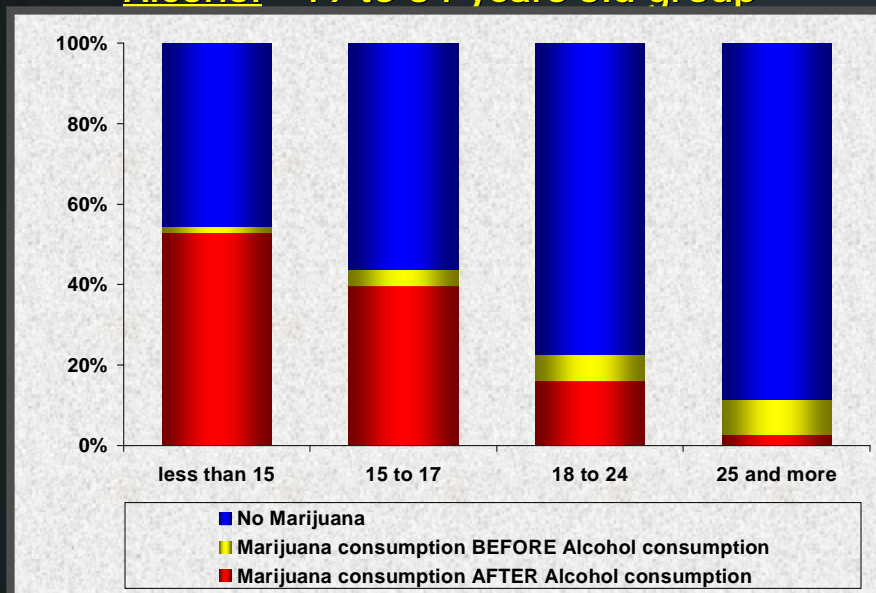
Alcohol Consumption School Surveys – USA and Chile



Alcohol Consumption by sex Chile School Survey

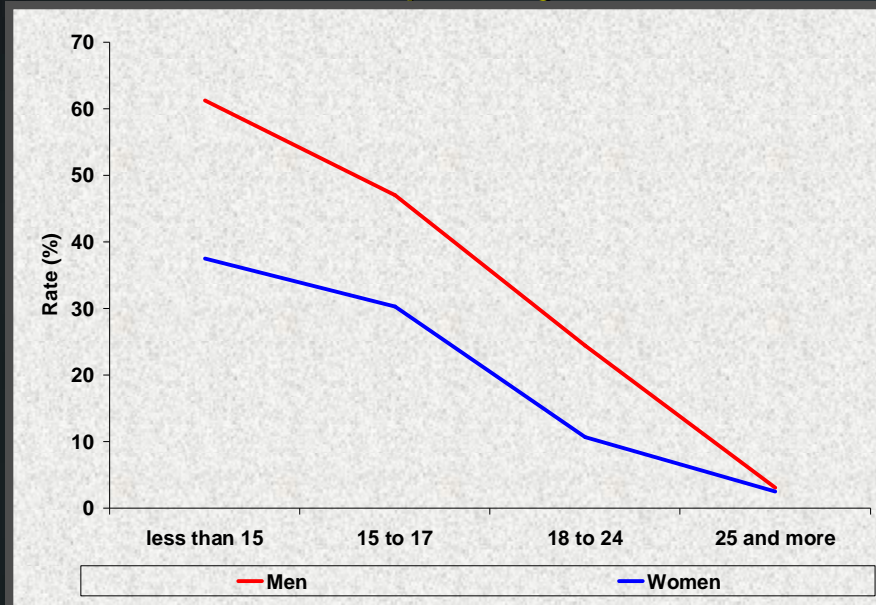


Marijuana consumption by age of first use of Alcohol - 19 to 34 years old group



Source: CONACE, Third National Study on Drugs – Chile General Pop., Svy., 2000

Marijuana Consumption AFTER Alcohol Consumption by sex



**FUTURE
CHALLENGES**

Future Challenges

- n *Importance of having timely and reliable information*
- n *The need for research*

OID-CICAD / OAS

Future Challenges: Research

- n *Diagnosis*
- n *Intervention*
- n *Evaluation*
- n *Measurement of trends*

OID-CICAD / OAS

Future Challenges: National Observatory

- n *Role of National Drug Observatories:*
 - ∅ *Generate information*
 - ∅ *Process and analyze information*
 - ∅ *Access other sources of information*
 - ∅ *Provide policy-makers with information and proposals*
 - ∅ *Official source of reliable information of the country*

OID-CICAD / OAS

Future Challenges: Human Resources

- n *Profile according to the role of the national drug observatory*
- n *Training according to needs*
- n *Alliances with Universities – Key to accessing new human resources*

OID-CICAD / OAS

Future Challenges: Financial Resources

- n *Scarce*
- n *Diversify sources*
- n *Gradual increase in own resources*
- n *CICAD - UNODC Alliance*

OID-CICAD / OAS

THE END