



Information
Services
Corporation
OF SASKATCHEWAN

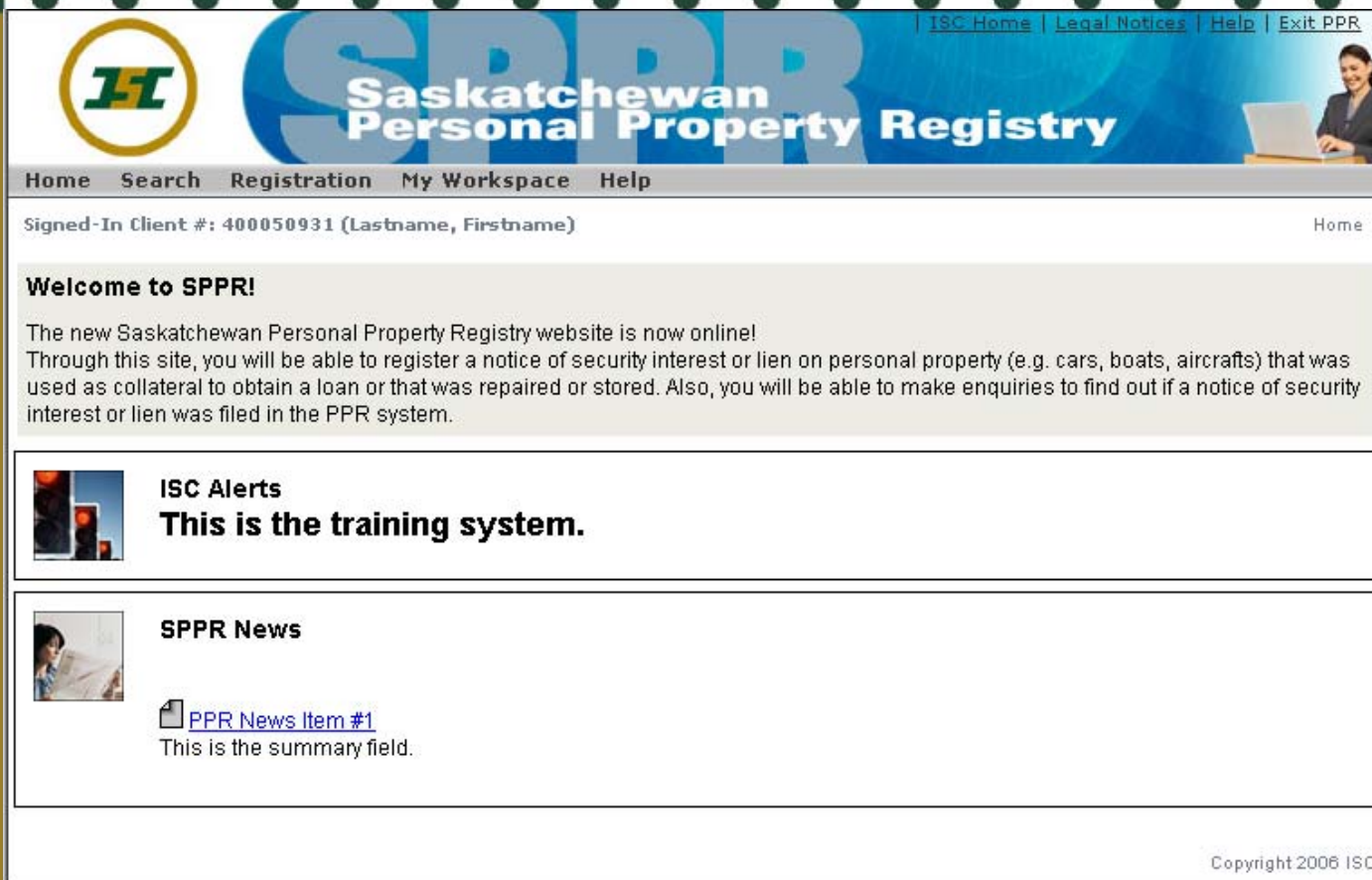
SPPR Registration Screens

December 2005





SPPR Home Page



The screenshot shows the SPPR Home Page. At the top, there is a navigation bar with links: [ISC Home](#), [Legal Notices](#), [Help](#), and [Exit PPR](#). Below this is a header section with the ISC logo and the text "Saskatchewan Personal Property Registry". A woman is shown working on a laptop. Below the header is a navigation menu with links: [Home](#), [Search](#), [Registration](#), [My Workspace](#), and [Help](#). The main content area displays the signed-in client information: "Signed-In Client #: 400050931 (Lastname, Firstname)" and a "Home" link. A welcome message reads: "Welcome to SPPR! The new Saskatchewan Personal Property Registry website is now online! Through this site, you will be able to register a notice of security interest or lien on personal property (e.g. cars, boats, aircrafts) that was used as collateral to obtain a loan or that was repaired or stored. Also, you will be able to make enquiries to find out if a notice of security interest or lien was filed in the PPR system." Below this is a section for "ISC Alerts" with the text "This is the training system." and a section for "SPPR News" with a link to "PPR News Item #1" and the text "This is the summary field." The footer contains the copyright notice "Copyright 2006 ISC".

- Clients will sign-in to access the new SPPR application.
- Every page will display the client's signed-in credentials.
- Quick links are available at the top right corner of the application.
- ISC Alerts pertain to all of ISC online services (e.g. general system availability).
- The Registration menu option will be available based on the client's privilege.

Note: Registration screens are still being finalized. Future changes may still occur.



SPPR Registration Initial Setup

ISC Home | Legal Notices | Help | Exit PPR |

Saskatchewan Personal Property Registry

Home Search Registration My Workspace Help

Signed-In Client #: 400050931 (Lastname, Firstname) Registration Setup, Step 1 of 5 ?

Setup

Registration Type: Personal Property Security Agreement

Client Reference: Personal Property Security Agreement

Linked Type: The Sale of Goods Act

Linked Registration #: Writ of Execution Provincial or Creditors' Relief Certificate (SWR)

Transaction Description: Writ of Execution Federal (SWR)

Maintenance Writ of Execution (SWR)

Commercial Lien

The Enforcement of Money Judgments Act

Proceed

Copyright 2006 ISC

- Select Setup, Amendment or Discharge from the Registration menu.
- The registration types that are available will be dependent on the client's privilege.

Note: Registration screens are still being finalized. Future changes may still occur.



SPPR Registration Initial Setup

ISC Home | Legal Notices | Help | Exit PPR |

Saskatchewan Personal Property Registry

Home Search Registration My Workspace Help

Signed-In Client #: 400050931 (Lastname, Firstname) ?

Setup

Registration Type: Personal Property Security Agreement

Client Reference: Demo 1

Linked Type: None

Linked Registration #: None

Transaction Description: Act Change
Re-Registration Subsection 35 (7) The Personal Property Security Act, 1993

Proceed

Copyright 2006 ISC

- New optional field called Linked Type shows this registration's relation to a previous registration. If selected, then the Linked Registration # must be entered.
- Transaction Description is another new optional field. It is open text and the content will display on both the verification and search results.

Note: Registration screens are still being finalized. Future changes may still occur.



SPPR Registration Setup Tabs

Home Search Registration My Workspace Help

Signed-In Client #: 400050931 (Lastname, Firstname) Registration Setup, Step 2 of 5 ?

Setup (Personal Property Security Agreement)

Registrant

Life Time

Notation

Secured Party

Debtor Party

Serial Property

General Property

RIN Options

1 Party

Action	Party #	Entity Type	Name	Address
<input type="button" value="Edit"/> <input type="button" value="Delete"/>		Person	Lastname, Firstname	No Where Steet Regina Saskatchewan S4P2K9 Canada

☐ Party Id:

☒ Manual Information:

Entity Type: ☒ Business ☐ Person

Business Name:

Address Line 1:

Address Line 2:

City:

Province/State:

Postal/Zip Code:

Country:

Copyright 2006 ISC

- Clients can use the tabs to enter the registration details.
 - The Primary Client information defaults into the Registrant section if the User client is tied to a Primary Client. A new Registrant is entered either by Party ID # or by manually entering the Registrant's information.
 - All 8 tabs provide the client with the option to Register or Return to Draft.
 - This information can be edited at any time prior to registering the setup.
- Note: Registration screens are still being finalized. Future changes may still occur.**



SPPR Registration Setup Tabs

ISC Home | Legal Notices | Help | Exit PPR |

Saskatchewan Personal Property Registry

Home Search Registration My Workspace Help

Signed-In Client #: 400050931 (Lastname, Firstname) Registration Setup, Step 2 of 5 ?

Setup (Personal Property Security Agreement)

Registrant

☒ **Expiry Date:** 16-Dec-2006
dd-MMM-yyyy

☐ **Infinity**

Expiry Date Calculator

Years:	Months:	Days:	
1	0	0	Calculate

NOTE: Calculator will compute Expiry Date based on the current date.

Save

Register Return to Draft

Copyright 2006 ISC

- The Life Time fields will vary based on the act type. Only the fields relevant to the registration type you are setting up will display. I.e. The Judgment / Issue Date field will only display when setting up a Writ of Execution or Maintenance Order.
- This information can be edited at any time prior to registering the setup.

Note: Registration screens are still being finalized. Future changes may still occur.



SPPR Registration Setup Tabs

ISC Home | Legal Notices | Help | Exit PPR |

Saskatchewan Personal Property Registry

Home Search Registration My Workspace Help

Signed-In Client #: 400050931 (Lastname, Firstname) Registration Setup, Step 2 of 5 ?

Setup (Personal Property Security Agreement)

Registrant Trust Indenture: ☐

Life Time

Notation

Secured Party

Debtor Party

Serial Property

General Property

RIN Options

Save

Register Return to Draft

Copyright 2006 ISC

- The Notation fields will vary based on the act type. Only the fields relevant to the registration type that the client is setting up will display. I.e. If registering a Security Agreement, then the only field that will display is the Trust Indenture field.
- This information can be edited at any time prior to registering the setup.

Note: Registration screens are still being finalized. Future changes may still occur.



SPPR Registration Setup Tabs

Home Search Registration My Workspace Help

Signed-In Client #: 400050931 (Lastname, Firstname) Registration Setup, Step 2 of 5 ?

Setup (Personal Property Security Agreement)

Registrant	1 Party					
Life Time	Action	Item #	Party #	Entity Type	Name	Address
Notation	<input type="button" value="Edit"/> <input type="button" value="Delete"/>	1		Person	Lastname, Firstname	No Where Steet Regina Saskatchewan S4P2K9 Canada
Secured Party	<input checked="" type="radio"/> Same as registrant					
Debtor Party	<input type="radio"/> Party Id: <input type="text"/> - <input type="text"/>					
Serial Property	<input type="radio"/> Manual Information:					
General Property	Entity Type: <input checked="" type="radio"/> Business <input type="radio"/> Person					
RIN Options	Business Name: <input type="text"/>					
	Address Line 1: <input type="text"/>					
	Address Line 2: <input type="text"/>					
	City: <input type="text"/>					
	Province/State: <input type="text" value="Saskatchewan"/>					
	Postal/Zip Code: <input type="text"/>					
	Country: <input type="text" value="Canada"/>					
	<input type="button" value="Add to List"/>					

Copyright 2006 ISC

- For the Secured Party information, clients can select the Same as Registrant option or enter the Party ID # or manually enter the Secured Party's information.
- This information can be edited at any time prior to registering the setup.

Note: Registration screens are still being finalized. Future changes may still occur.



SPPR Registration Setup Tabs

Home Search Registration My Workspace Help

Signed-In Client #: 400050931 (Lastname, Firstname) Registration Setup, Step 2 of 5 ?

Setup (Personal Property Security Agreement)


Registrant	1 Party					
Life Time	Action	Item #	Party #	Entity Type	Name	Address
Notation	<input type="button" value="Edit"/> <input type="button" value="Delete"/>	1		Person	Smith, Nicole	260 - 10 Research Drive Regina Saskatchewan S4P7J7 Canada
Secured Party	<input type="radio"/> Party Id: <input type="text"/> <input type="text"/>					
Debtor Party	<input checked="" type="radio"/> Manual Information:					
Serial Property	Entity Type: <input type="radio"/> Business <input checked="" type="radio"/> Person					
General Property	Last Name: <input type="text"/>					
RIN Options	First Name: <input type="text"/> Second Name: <input type="text"/>					
	Third Name: <input type="text"/>					
	Generation: <input type="text"/> Estate: <input type="checkbox"/>					
	Birth Date: <input type="text"/> <input type="button" value="Calendar"/>					
	dd-MMM-yyyy					
	Address Line 1: <input type="text"/>					
	Address Line 2: <input type="text"/>					
	City: <input type="text"/>					
	Province/State: <input type="text"/> Saskatchewan					
	Postal/Zip Code: <input type="text"/>					
	Country: <input type="text"/> Canada					
	<input type="button" value="Add to List"/>					

- Debtor Party information can be entered by the Party ID # or by manually entering the Debtor Party's information.
- This information can be edited at any time prior to registering the setup.

Note: Registration screens are still being finalized. Future changes may still occur.



SPPR Registration Setup Tabs



Saskatchewan Personal Property Registry

[ISC Home](#) | [Legal Notices](#) | [Help](#) | [Exit PPR](#)

[Home](#) | [Search](#) | [Registration](#) | [My Workspace](#) | [Help](#)

Signed-In Client #: 400050931 (Lastname, Firstname)Registration Setup, Step 2 of 5 ?

Setup (Personal Property Security Agreement)

Registrant

Life Time

Notation

Secured Party

Debtor Party

Serial Property

General Property

RIN Options

1 Serial Property Item

Action	Item #	Serial Type	Serial #	Override	Year	Make / Description	Model	Colour
<input type="button" value="Edit"/> <input type="button" value="Delete"/>	1	Motor Vehicle	JM1234567890	<input checked="" type="checkbox"/>	1994	Nissan	Pathfinder LE	Black

Serial Type

Motor Vehicle

Serial #

☐ Override

Year:

Make / Desc:

Model:

Colour:

Add to List

Register

Return to Draft

Copyright 2006 ISC

- Serial property numbers are entered one at a time.
- Mandatory fields include: Serial Type, Serial #, and Make/ Description
- This list can be edited at any time prior to registering the setup.

Note: Registration screens are still being finalized. Future changes may still occur.



SPPR Registration Setup Tabs



The screenshot displays the 'SPPR Registration Setup' interface. At the top, there is a navigation bar with tabs: Home, Search, Registration, My Workspace, and Help. Below this, a status bar shows 'Signed-In Client #: 400050931 (Lastname, Firstname)' and 'Registration Setup, Step 2 of 5' with a help icon. The main section is titled 'Setup (Personal Property Security Agreement)'. On the left, a vertical list of tabs includes: Registrant, Life Time, Notation, Secured Party, Debtor Party, Serial Property, General Property (which is highlighted), and RIN Options. The main content area is a large text box containing the text 'My general property description.' Below this text box, there is a 'Client Text:' label, a dropdown menu, and an 'Add' button. At the bottom right of the main content area is a 'Save' button. At the very bottom of the interface, there are two buttons: 'Register' and 'Return to Draft'. The footer text reads 'Copyright 2006 ISC'.

- General Property contains cut and paste as well as word wrap features.
- Clients have the option to add their own predefined Client Standard Text.
- This information can be edited at any time prior to registering the setup.


Note: Registration screens are still being finalized. Future changes may still occur.



SPPR Registration Setup Tabs



[ISC Home](#) | [Legal Notices](#) | [Help](#) | [Exit PPR](#)



Home | Search | Registration | My Workspace | Help

Signed-In Client #: 400050931 (Lastname, Firstname) Registration Setup, Step 2 of 5 ?

Setup (Personal Property Security Agreement)

Registrant	Registration Identification # (RIN) Security Registrations may be amended or discharged by any person who knows the registration number. To add extra protection to this registration, apply a security password called a RIN. Then the registration may only be amended/discharged if someone knows both the Registration number and this additional security code (RIN). Registration numbers are displayed on all search results. RINS's are only displayed on the Registration Verification Statement or through the RIN lookup by authorized users.
Life Time	
Notation	
Secured Party	
Debtor Party	
Serial Property	Choose one of the options below to apply security to your registration to protect it from unauthorized changes:
General Property	<input type="radio"/> System Generated RIN
RIN Options	<input type="radio"/> Customer Selected RIN: <input type="text"/> (use up to 20 alphabetic and/or numeric characters)
	<input checked="" type="radio"/> None - no additional security required for this registration

Save

Register | Return to Draft

Copyright 2006 ISC

- Registration Identification Numbers (RINS) are optional.
- Clients have the option to select their own RIN or to have a system generated RIN.
- This information can be edited at any time prior to registering the setup.

Note: Registration screens are still being finalized. Future changes may still occur.



SPPR Registration Payment

ISC Home | Legal Notices | Help | Exit PPR |

Saskatchewan Personal Property Registry

Home Search Registration My Workspace Help

Signed-In Client #: 400050931 (Lastname, Firstname) Registration Setup, Step 3 of 5 ?

Payment Method

Client Reference:

☒ Account #: 300001778

☐ Other Account #: Password:

Copyright 2006 ISC

- Once information is entered in all the tabs and the Register button is selected, this Payment screen will appear.
- This screen provides clients with the opportunity to change the Account number that the registration is charged to as well as enter a Client Reference.
- At this point, the Registration Setup is not yet registered in our system. Selecting Cancel will return you back to the previous tabs screen.

Note: Registration screens are still being finalized. Future changes may still occur.



SPPR Registration Confirmation

ISC Home | Legal Notices | Help | Exit PPR |

Saskatchewan Personal Property Registry

Home Search Registration My Workspace Help

Signed-In Client #: 400050931 (Lastname, Firstname) Registration Setup, Step 4 of 5 ?

Registration Activity

You are about to perform a setup.
Type: Personal Property Security Agreement
Expiry Date: 16-Dec-2006

Fee Confirmation

Fee: \$25.00
Client Reference: Demo 1
Account #: 300001778
Account Name: Lastname, Firstname
Account Balance: \$15,000.00
[Click here to make a Credit Card Payment](#)

Proceed Cancel

Copyright 2006 ISC

- The final confirmation prior to registration.
- Confirms the fee that the client will incur as well as provides the opportunity to top off their account balance.
- Selecting Proceed will register your registration.
- At this point, the registration is not yet registered. Selecting Cancel will return you back to the previous tabs screen.

Note: Registration screens are still being finalized. Future changes may still occur.



SPPR Registration Registered

ISC Home | Legal Notices | Help | Exit PPR |

Saskatchewan Personal Property Registry

Home Search Registration My Workspace Help

Signed-In Client #: 400050931 (Lastname, Firstname) Registration Setup, Step 5 of 5 ?

Registration Confirmation

Registration #: 200000042
Transaction #: 1
Registration Identification # (RIN):

Your registration has been successful and has generated output **200000119**. The verification can be viewed at any time during your session by going to the 'My Workspace' menu option and selecting 'Output List' from the drop down menu. Please retain for your records.

Copyright 2006 ISC

- The registration is now registered with the SPPR.
- To view the verification, you must go to your Output list under the My Workspace menu option.

Note: Registration screens are still being finalized. Future changes may still occur.



SPPR Registration Screens

To ensure this new SPPR will meet your needs, please e-mail us your questions, comments or suggestions at PPRProject@isc.ca

We look forward to hearing from you.

For ongoing updates, visit the PPR Project pages at www.ISC.ca