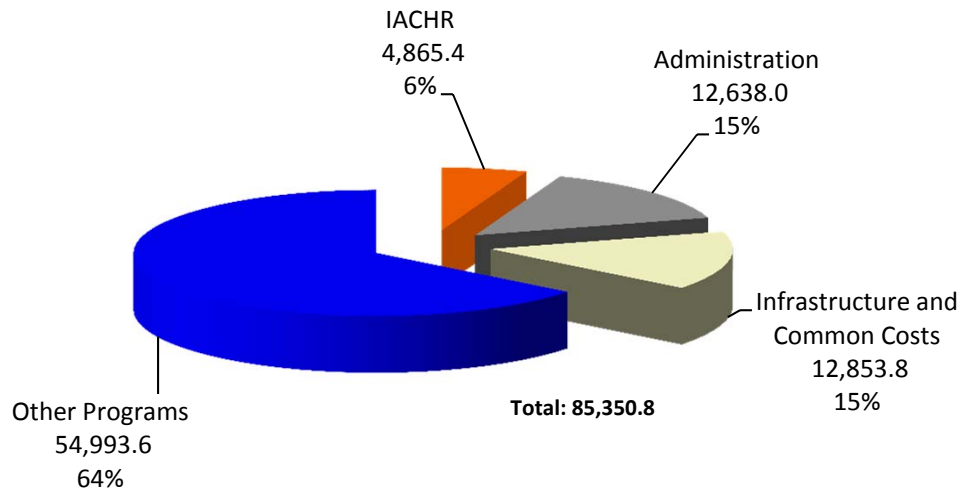


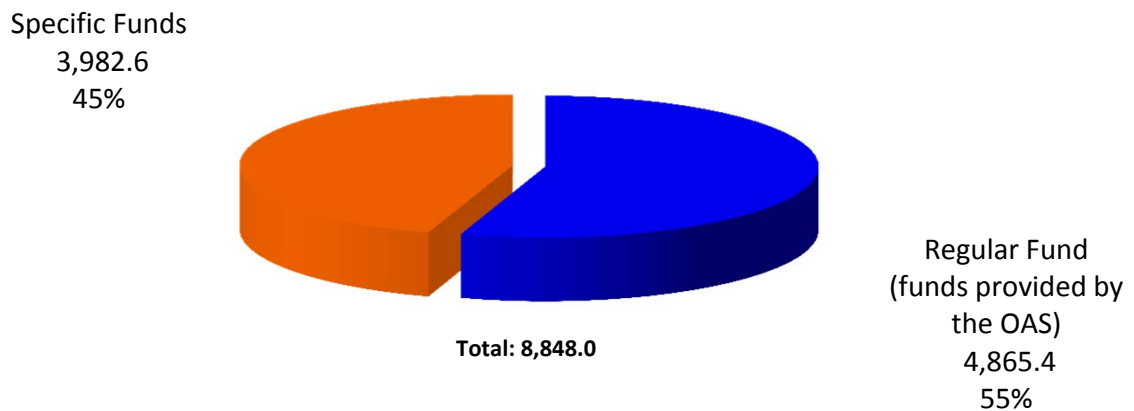
## IACHR - Source of Financing and Execution of Resources 2012

PRELIMINARY AND UNAUDITED

**Figure 1: Distribution of the 2012 OAS Program Budget (in thousands of USD)**



**Figure 2: Funds Allocated to the IACHR in 2012 By Source of Financing (in thousands of USD)**



**Notes:**

- Regular Fund Modified Appropriation provided by the OAS, includes: USD 3,833.7 thousand for personnel and USD 1,031.7 thousand for non-personnel.

## IACHR - Source of Financing and Execution of Resources 2012

PRELIMINARY AND UNAUDITED

Table 1

**SPECIFIC FUNDS CONTRIBUTIONS TO THE INTER-AMERICAN COMMISSION ON HUMAN RIGHTS**  
From January 1, 2012 to December 31, 2012  
(in thousands of USD)

Donor	USD	%
<b>Member States</b>		
Argentina	50.0	1%
Chile	55.0	1%
Colombia	10.5	0% *
Costa Rica	3.1	0% *
Mexico	285.0	7%
Paraguay	24.9	1%
United States of America	1,350.0	34%
	<b>1,778.5</b>	<b>45%</b>
<b>Permanent Observers</b>		
Finland	383.9	10%
France	31.4	1%
Ireland	129.4	3%
Netherlands	248.7	6%
Spain	269.9	7%
Switzerland	46.2	1%
	<b>1,109.6</b>	<b>28%</b>
<b>Institutions and Others</b>		
European Commission	766.7	19%
International Work Group for Indigenous Affairs	128.7	3%
Plan International - Regional Office for the Americas	100.0	3%
Save the Children - Sweden	40.9	1%
UNAIDS	43.0	1%
University of Notre Dame	12.0	0% *
Others	3.2	0% *
	<b>1,094.5</b>	<b>27%</b>
<b>Total</b>	<b>3,982.6</b>	<b>100%</b> **

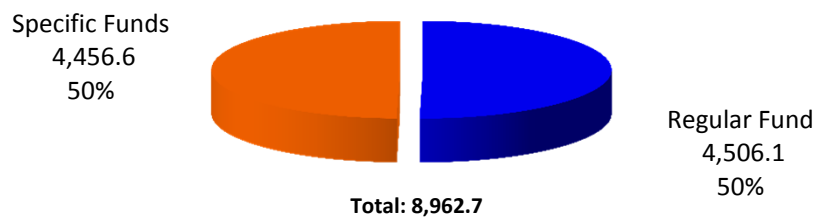
\* Although percentages show zero due to rounding, this corresponds to percentages of 0.26% for Colombia, 0.08% for Costa Rica, 0.30% for University of Notre Dame and 0.02% for Others.

\*\* Includes contributions of USD 2,352.7 thousand, plus transfers of USD 1,629.9 thousand from unprogrammed accounts.

## IACHR - Source of Financing and Execution of Resources 2012

PRELIMINARY AND UNAUDITED

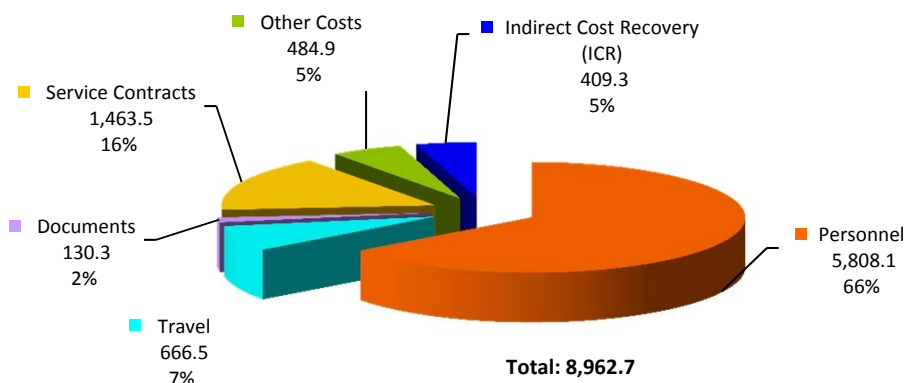
**Figure 3: IACHR Execution by Source of Financing - 2012**  
(in thousands of USD)



**Notes:**

- Execution of Specific Funds includes 2012 expenditures only, funded by 2012 contributions and carry forward balances.
- Execution of Regular Fund includes expenditures and obligations as of December 31, 2012, composed of USD 3,488.8 thousand for personnel costs and USD 1,017.3 thousand for non-personnel costs.

**Figure 4: IACHR Execution by Object of Expenditure - 2012**  
(in thousands of USD)



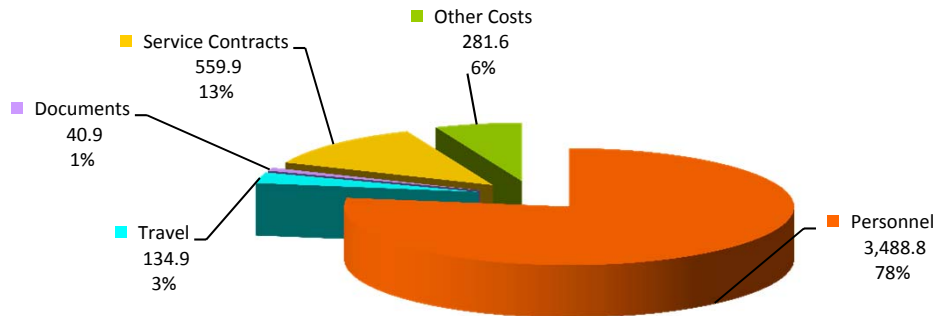
**Notes:**

- Execution of Specific Funds includes 2012 expenditures only, funded by 2012 contributions and carry forward balances.
- Execution of Regular Fund includes expenditures and obligations as of December 31, 2012.
- Service contracts include conference services, honorarium, special services to Commissioners, interpretation, translation, and administrative and professional support.
- Other costs include office and equipment rental, courier, other conference services, local area network (LAN), telephone, transportation, and office costs.

## IACHR - Source of Financing and Execution of Resources 2012

PRELIMINARY AND UNAUDITED

**Figure 5: IACHR Execution by Object of Expenditure - Regular Fund - 2012  
(in thousands of USD)**

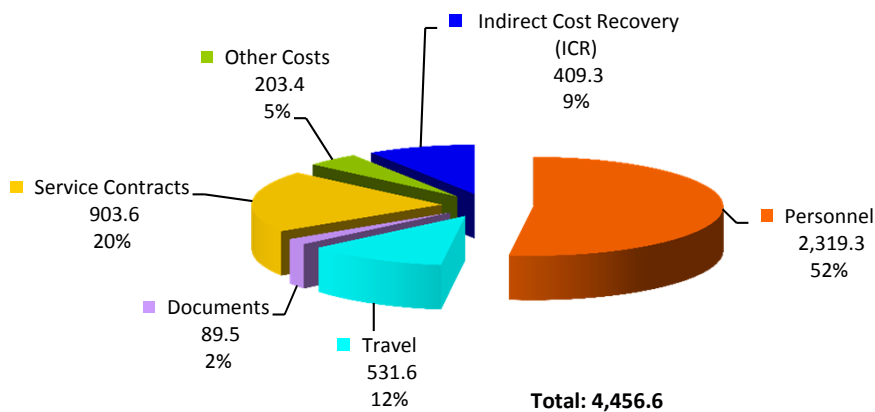


Notes:

**Total: 4,506.1**

- Execution of Specific Funds includes 2012 expenditures only, funded by 2012 contributions and carry forward balances.
- Execution of Regular Fund includes expenditures and obligations as of December 31, 2012.
- Service contracts include conference services, honorarium, special services to Commissioners, interpretation, translation, and administrative and professional support.
- Other costs include office and equipment rental, courier, other conference services, local area network (LAN), telephone, transportation, and office costs.

**Figure 6: IACHR Execution by Object of Expenditure - Specific Funds - 2012  
(in thousands of USD)**



**Total: 4,456.6**

Notes:

- Execution of Specific Funds includes 2012 expenditures only, funded by 2012 contributions and carry forward balances.
- Execution of Regular Fund includes expenditures and obligations as of December 31, 2012.
- Service contracts include conference services, honorarium, special services to Commissioners, interpretation, translation, and administrative and professional support.
- Other costs include office and equipment rental, courier, other conference services, local area network (LAN), telephone, transportation, and office costs.